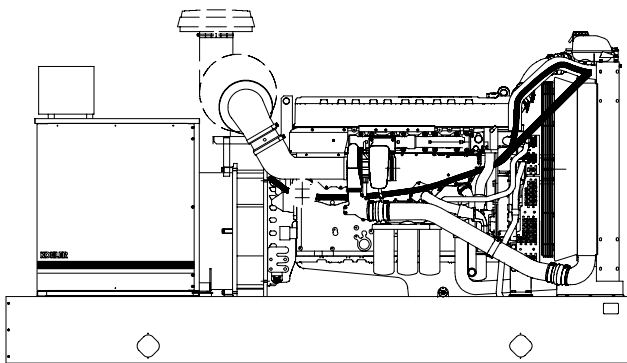




Ratings Range

		60 Hz	50 Hz
Standby:	kW	280-300	252
	kVA	350-375	315
Prime:	kW	255-270	228
	kVA	319-338	285



Generator Set Ratings

Alternator	Voltage	Ph	Hz	130° C Rise Standby Rating		105° C Rise Prime Rating	
				kW/kVA	Amps	kW/kVA	Amps
4UA13W/ 4UA13	120/208	3	60	300/375	1041	270/338	937
	127/220	3	60	300/375	984	270/338	886
	120/240	3	60	300/375	902	270/338	812
	139/240	3	60	300/375	902	270/338	812
	220/380	3	60	280/350	532	255/319	484
	240/416	3	60	300/375	520	270/338	468
	277/480	3	60	300/375	451	270/338	406
	347/600	3	60	300/375	361	270/338	325
	110/190	3	50	252/315	957	228/285	866
	115/200	3	50	252/315	909	228/285	823
	120/208	3	50	252/315	874	228/285	791
	110/220	3	50	252/315	827	228/285	748
	220/380	3	50	252/315	479	228/285	433
	230/400	3	50	252/315	455	228/285	411
	240/416	3	50	252/315	437	228/285	396

Standard Features

- Kohler Co. provides one-source responsibility for the generating system and accessories.
- The generator set and its components are prototype-tested, factory-built, and production-tested.
- The 60 Hz generator set offers a UL 2200 listing.
- The generator set accepts rated load in one step.
- The generator set complies with ISO 8528-5, Class G2, requirements for transient performance in all generator set configurations. Select the Decision-Maker™ 550 controller for improved voltage regulation and ISO 8528-5, Class G3, compliance.
- A one-year limited warranty covers all systems and components. Two-, five-, and ten-year extended warranties are also available.
- Alternator features:
 - Kohler's Fast-Response™ III wound field (WF) design alternator provides excellent voltage response and short-circuit capability using an auxiliary power brushless exciter.
 - Kohler's unique Fast-Response™ II excitation system delivers excellent voltage response and short circuit capability using a permanent magnet (PM)-excited alternator.
 - The brushless, rotating-field alternator has broadrange reconnectability.
- Other features:
 - Controllers are available for all applications. See controller features inside.
 - The low coolant level shutdown prevents overheating (standard on radiator models only).
 - Integral vibration isolation eliminates the need for under-unit vibration spring isolators.
 - An electronic, isochronous governor delivers precise frequency regulation.

RATINGS: All three-phase units are rated at 0.8 power factor. Standby Ratings: Standby ratings apply to installations served by a reliable utility source. The standby rating is applicable to varying loads for the duration of a power outage. There is no overload capability for this rating. Ratings are in accordance with ISO-3046/1, BS 5514, AS 2789, and DIN 6271. Prime Power Ratings: Prime power ratings apply to installations where utility power is unavailable or unreliable. At varying load, the number of generator set operating hours is unlimited. A 10% overload capacity is available for one hour in twelve. Ratings are in accordance with ISO-8528/1, overload power in accordance with ISO-3046/1, BS 5514, AS 2789, and DIN 6271. For limited running time and base load ratings, consult the factory. Obtain the technical information bulletin (TIB-101) on ratings guidelines for the complete ratings definitions. The generator set manufacturer reserves the right to change the design or specifications without notice and without any obligation or liability whatsoever. GENERAL GUIDELINES FOR DERATION: Altitude: Derate 0.8% per 100 m (328 ft.) elevation above 2000 m (6562 ft.). Temperature: Derate 5.0% per 10°C (18°F) temperature above 40°C (104°F). For radiator cooling system capacity, derate 0.5°C (0.9°F) per 100 m (328 ft.) elevation above 150 m (492 ft.)

Alternator Specifications

Specifications	Alternator
Type	4-Pole, Rotating-Field
Exciter type	
Wound field (WF)	Wound Exciter Field with Separate Excitation Power Winding
Permanent magnet (PM)	Brushless, Permanent-Magnet
Leads: quantity, type	12, Reconnectable
Voltage regulator	Solid State, Volts/Hz
Insulation:	NEMA MG1
Material	Class H
Temperature rise	130°C, Standby
Bearing: quantity, type	1, Sealed
Coupling	Flexible Disc
Amortisseur windings	Full
Voltage regulation, no-load to full-load	
Wound field (WF) alternator	±0.25% Average
Permanent magnet (PM) alternator	±2% Average
550 controller (with 0.5% drift due to temperature variation)	3-Phase Sensing, 0.25%
One-step load acceptance	100% of Rating
Unbalanced load capability	100% of Rated Standby Current
Peak motor starting kVA:	(35% dip for voltages below)
480 V, 380 V 4UA13W/4UA13	980 (60Hz), 600 (50Hz)

- NEMA MG1, IEEE, and ANSI standards compliance for temperature rise and motor starting.
- Sustained short-circuit current of up to 300% of the rated current for up to 10 seconds.
- Sustained short-circuit current enabling downstream circuit breakers to trip without collapsing the alternator field.
- Self-ventilated and dripproof construction.
- Vacuum-impregnated windings with fungus-resistant epoxy varnish for dependability and long life.
- Superior voltage waveform from a two-thirds pitch stator and skewed rotor.
- Fast-Response™ III wound field (WF) brushless alternator with auxiliary power brushless exciter for excellent load response.
- Fast-Response™ II brushless alternator with brushless exciter for excellent load response.

Application Data

Engine

Engine Specifications	60 Hz	50 Hz
Engine model	D300 12.1A65	
Engine type	4-Cycle, Turbocharged, Charge Air Cooled	
Cylinder arrangement	6, Inline	
Displacement, L (cu. in.)	12.13 (740)	
Bore and stroke, mm (in.)	131 x 150 (5.16 x 5.91)	
Compression ratio	18.5:1	
Piston speed, m/min. (ft./min.)	540 (1772)	450 (1476)
Main bearings: quantity, type	7, Precision Half-Shell	
Rated rpm	1800	1500
Max. power at rated rpm, kWm (BHP)	345 (462)	320 (429)
Cylinder head material	Cast Iron	
Piston: type, material	Swirl Chamber, Graphite-Coated Aluminum	
Crankshaft material	Forged Steel	
Valve material	Nimonic	
Governor: type, make/model	EDC III	
Frequency regulation, no-load to full-load	Isochronous	
Frequency regulation, steady state	±0.25%	
Frequency	Field-Convertible	
Air cleaner type, all models	Dry	

Exhaust

Exhaust System	60 Hz	50 Hz
Exhaust flow at rated kW, m ³ /min. (cfm)	67.1 (2370)	51.5 (1820)
Exhaust temperature at rated kW, dry exhaust, °C (°F)	474 (885)	517 (963)
Maximum allowable back pressure, kPa (in. Hg)	10.2 (3.0)	
Engine exhaust outlet size, mm (in.)	See ADV Drawing	

Engine Electrical

Engine Electrical System	60 Hz	50 Hz
Battery charging alternator:		
Ground (negative/positive)		Negative
Volts (DC)		24
Ampere rating		60
Starter motor rated voltage (DC)		24
Battery, recommended cold cranking amps (CCA):		
Qty., CCA rating each		Two, 950
Battery voltage (DC)		12

Fuel

Fuel System	60 Hz	50 Hz
Fuel supply line, min. ID, mm (in.)	10 (0.39)	
Fuel return line, min. ID, mm (in.)	10 (0.39)	
Max. lift, engine-driven fuel pump, m (ft.)	2.0 (6.6)	
Max. fuel flow, Lph (gph)	550 (145.3)	500 (132.1)
Fuel prime pump	Manual	
Fuel filter: quantity, type	2, Primary, 30 Microns/ Secondary w/Water Separator, 5 Microns	
Recommended fuel	#2 Diesel	

Lubrication

Lubricating System	60 Hz	50 Hz
Type	Full Pressure	
Oil pan capacity, L (qt.)	31 (33)	
Oil pan capacity with filter, L (qt.)	35 (37)	
Oil filter: quantity, type	3, Cartridge	
Oil cooler	Water-Cooled	

Application Data

Cooling

Radiator System	60 Hz	50 Hz
Ambient temperature, °C (°F)*	50 (122)	
Engine jacket water capacity, L (gal.)	20 (5.28)	
Radiator system capacity, including engine, L (gal.)	44.0 (11.62)	
Engine jacket water flow, Lpm (gpm)	360 (95)	288 (76)
Heat rejected to cooling water at rated kW, dry exhaust, kW (Btu/min.)	145 (8230)	121 (6900)
Heat rejected to charge air cooler at rated kW, dry exhaust, kW (Btu/min.)	73 (4160)	51 (2870)
Water pump type	Centrifugal	
Fan diameter, including blades, mm (in.)	890 (35)	
Fan, kWm (HP)	15 (20)	9 (12)
Max. restriction of cooling air, intake and discharge side of radiator, kPa (in. H ₂ O)	0.125 (0.5)	

* Weather and sound enclosures with internal silencer and weather housing with external silencer reduce ambient temperature capability by 5°C (9°F).

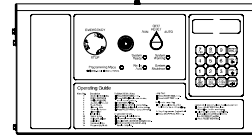
Operation Requirements

Air Requirements	60 Hz	50 Hz
Radiator-cooled cooling air, m ³ /min. (scfm)†	423 (14940)	360 (12715)
Combustion air, m ³ /min. (cfm)	28 (1000)	21 (740)
Heat rejected to ambient air:		
Engine, kW (Btu/min.)	66.1 (3760)	53.3 (3030)
Alternator, kW (Btu/min.)	22.3 (1270)	22.5 (1280)

† Air density = 1.20 kg/m³ (0.075 lbm/ft³)

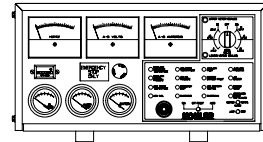
Fuel Consumption	60 Hz	50 Hz
Diesel, Lph (gph) at % load	Standby Rating	
100%	81.6 (21.6)	65.7 (17.4)
75%	60.3 (15.9)	49.3 (13.0)
50%	44.0 (11.6)	34.4 (9.1)
25%	27.8 (7.3)	20.2 (5.3)
Diesel, Lph (gph) at % load	Prime Rating	
100%	72.8 (19.2)	59.5 (15.7)
75%	54.7 (14.4)	45.0 (11.9)
50%	39.3 (10.4)	31.4 (8.3)
25%	24.9 (6.6)	18.9 (5.0)

Controllers



Decision-Maker™ 550 Controller

Audiovisual annunciation with NFPA 110 Level 1 capability. Programmable microprocessor logic and digital display features. Alternator safeguard circuit protection. 12- or 24-volt engine electrical system capability. Remote start, remote annunciation, and remote communication options. Refer to G6-46 for additional controller features and accessories.



Decision-Maker™ 3+, 16-Light Controller

Audiovisual annunciation with NFPA 110 Level 1 capability. Microprocessor logic, AC meters, and engine gauge features. 12- or 24-volt engine electrical system capability. Remote start, prime power, and remote annunciation options. Refer to G6-30 for additional controller features and accessories.

Standard Features

- Alternator Protection (standard with 550 controller)
- Battery Rack and Cables
- Electronic, Isochronous Governor
- Oil Drain Extension
- Operation and Installation Literature

Available Accessories

Enclosed Unit

- Sound Enclosure and Subbase Fuel Tank Packages
- Weather Enclosure and Subbase Fuel Tank Packages
- Weather Housing (with skid end caps and roof-mounted silencer)

Open Unit

- Exhaust Silencer, Hospital (kits: PA-354903, PA-354905)
- Exhaust Silencer, Critical (kits: PA-354880, PA-354881)
- Flexible Exhaust Connector, Stainless Steel

Cooling System

- Block Heater; recommended for ambient temperatures below 4°C (40°F)
- Radiator Duct Flange

Fuel System

- Flexible Fuel Lines
- Fuel Pressure Gauge
- Subbase Fuel Tanks
- Subbase Fuel Tank with Day Tank

Electrical System

- Battery
- Battery Charger, Equalize/Float Type
- Battery Heater

Engine and Alternator

- Alternator, Wound Field (WF)
- Alternator, Permanent Magnet (PM)
- Air Cleaner, Heavy Duty
- Air Cleaner Restriction Indicator
- Alternator Strip Heater
- Bus Bar Kits
- Crankcase Emission Canister
- CSA Certification
- Hand Prime Pump
- Line Circuit Breaker (NEMA1 enclosure)
- Line Circuit Breaker with Shunt Trip (NEMA1 enclosure)
- Rated Power Factor Testing
- Rodent Guards
- Safeguard Breaker (not available with 550 controller)
- Skid End Caps
- Voltage Regulation, 1%
- Voltage Regulator Sensing, Three-Phase

Paralleling System

- Load-Sharing Module
- Reactive Droop Compensator
- Remote Speed Adjusting Control
- Voltage Regulator Relocation Kit

Maintenance and Literature

- General Maintenance Literature Kit
- Maintenance Kit (includes air, oil, and fuel filters)
- NFPA 110 Literature
- Overhaul Literature Kit
- Production Literature Kit

Controller

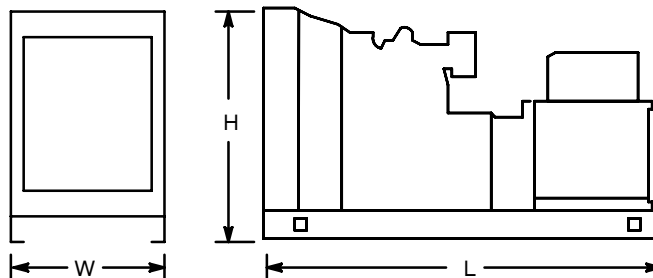
- Common Failure Relay Kit
- Communications Products and PC Software (550 controller only)
- Customer Connection Kit
- Dry Contact Kit (isolated alarm)
- Engine Prealarm Sender Kit
- Prime Power Switch Kit (550 controller only)
- Remote Annunciator Panel
- Remote Audiovisual Alarm Panel
- Remote Emergency Stop Kit
- Remote Mounting Cable
- Run Relay Kit

Miscellaneous Accessories

- _____
- _____
- _____

Dimensions and Weights

Overall Size, L x W x H, mm (in.): 3300 x 1250 x 1863
 (129.92 x 49.21 x 73.33)
 Weight (radiator model), wet, kg (lb.): 2803 (6180)



NOTE: This drawing is provided for reference only and should not be used for planning installation. Contact your local distributor for more detailed information.

DISTRIBUTED BY: