

## Plastic Enclosure

### Plastic Enclosure

#### OP Plastic Enclosure

Fit to outdoor use because a roof is provided.



OP10-22B

Paint Color	Beige (5Y7.5/1.5)
Material	ABS resin
Mounting plate	Wood mounting plate (15mm)
Application / IP grade	Outdoor IP33D (Note 1)
Thickness	Body:2.0mm~4.0mm
Door type	Single swing door

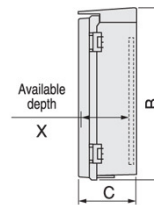
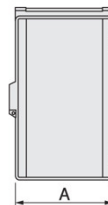
#### With roof

Unit / mm

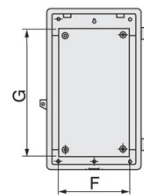
Product number	Outside dimensions			Steel mounting plate dimensions		Available depth X	Product weight kg
	W A	H B	D C	W F	H G		
<b>OP10-12B</b>	100	(217)	100	50	120	70	0.33
<b>OP10-22B</b>	200	(218)	"	140	"	69.5	0.62
<b>OP12-1525B</b>	150	(269)	120	90	160	89	0.7
<b>OP12-2525B</b>	250	"	"	190	"	95.5	1.2
<b>OP14-23B</b>	200	(321)	140	140	210	109	1.2
<b>OP14-33B</b>	300	"	"	240	"	115.5	1.7
<b>OP16-235B</b>	200	(373)	160	140	260	129	1.4
<b>OP16-254B</b>	250	(424)	"	190	310	134.5	1.9
<b>OP16-353B</b>	350	(324)	"	290	210	"	2.3
<b>OP16-44B</b>	400	(425)	"	340	310	"	3.7
<b>OP18-35B</b>	300	(525)	180	220	390	154	3.4
<b>OP18-43B</b>	400	(326)	"	340	210	154.5	2.8
<b>OP18-54B</b>	500	(425)	"	420	290	153.5	4.5

(Note1) Capable of withstanding against water splashes within the range of 60°C against vertical line. Avoid installing at a place exposed to rains being blown upward obliquely (higher place, etc).

#### Outline drawing



#### Body drawing



Unit / mm

Product number	Outside dimensions			Steel mounting plate dimensions		Available depth X	Product weight kg
	W A	H B	D C	W F	H G		
<b>OP20-45B</b>	400	(527)	200	320	390	173.5	5.0
<b>OP20-46B</b>	"	(627)	"	"	490	172.5	5.9
<b>OP20-55B</b>	500	(527)	"	420	390	"	6.2
<b>OP20-65B</b>	600	"	"	520	"	"	7.3