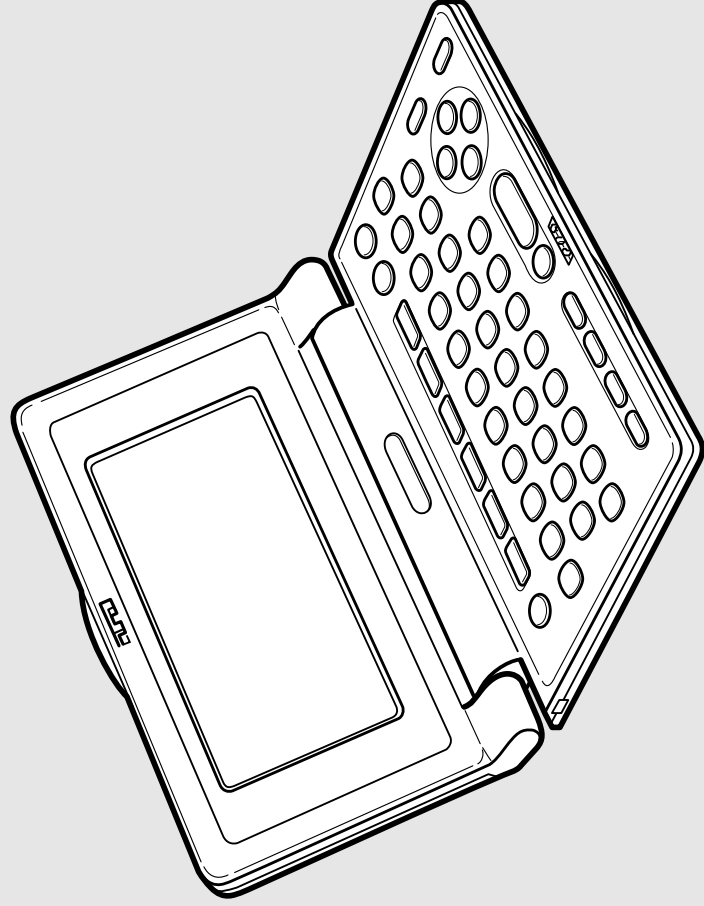


# SHARP®

Duden-Oxford – Großwörterbuch Englisch  
New Oxford Thesaurus of English

# PW-E310

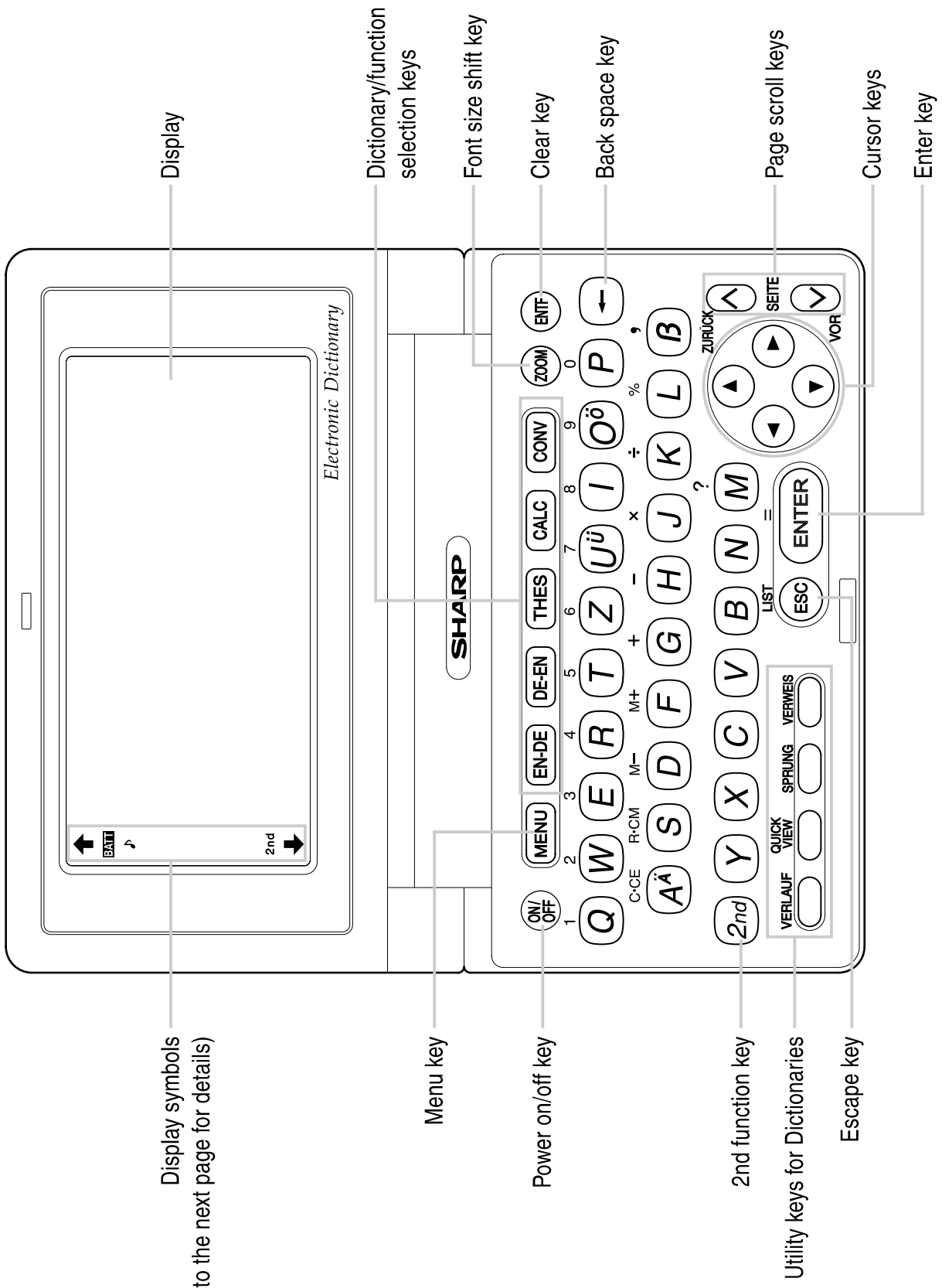
**ELECTRONIC DICTIONARY**  
**BEDIENUNGSANLEITUNG**  
**OPERATION MANUAL**



DEUTSCH ..... 1

ENGLISH ..... E-1

# Layout



## Key assignments

**EN-DE** : Opens the input screen for *Duden-Oxford – Großwörterbuch Englisch (Englisch-Deutsch)*

**DE-EN** : Opens the input screen for *Duden-Oxford – Großwörterbuch Englisch (Deutsch-Englisch)*

**THES** : Opens the input screen for the *New Oxford Thesaurus of English*

**CALC** : Opens the calculator function screen

**CONV** : Opens the converter function screen

**VERLAUF** : Opens the history list of each Dictionary

**QUICK VIEW** : Brings up a 'digest' view of descriptions

**SPRUNG** : Initiates an entry search for a term from a detail view of each Dictionary


**VERWEIS** : Selects a 'VERWEIS' (Note) icon in the detail view

**2nd** : 2nd function key

Activates the second function (printed in green) assigned to the next key pressed.

## Display symbols



**BATT** This symbol will be displayed when the battery level is low. Promptly replace the old battery with a new one.



 Indicates that the key sound (beep) is set to ON.

**2nd** Indicates that **2nd** has been pressed.



These arrows suggest that more contents can be browsed by scrolling up/down the window.

  : Press to scroll up/down per text row.

  : Press to scroll up/down per visible window.

### Note:

- In this manual, symbols are not shown in the display examples.
- Certain symbols may appear on the display only when the LCD contrast is set to dark. Please ignore these symbols as they are not used by this product.

## Operation guidance message

A brief guidance message may appear at the bottom of the screen to help you utilise functions more effectively.

## Reset procedure if trouble occurs

Exposure to a strong physical shock or powerful electrical fields may render the keys inoperable, to the point that the power cannot be switched on. If such case is suspected, try following the procedure below.

### Reset procedures

1. Press the RESET switch located on the bottom of the unit, with the tip of a ball-point pen or similar object. Do not use an object with a breakable or sharp tip.

The message 'Möchten Sie das System neu starten?' appears.

2. Press **[J]** to initialize the unit.

- A message 'Bereit!' is momentarily displayed, followed by the LCD contrast adjustment screen.
- If **[N]** is selected, then the unit will not be initialized.

3. Follow the instructions on the screen to adjust the LCD contrast, as well as to set the key sound on/off configuration (see steps 7 to 8 of the procedure on page E-3.)

#### Note:

- **The reset procedure will clear the History list, and Calculator's memory, as well as to reset the Currency converter and the Set-up menu configurations. To avoid these, you may press **[N]** at step two of the above.**
- Occasionally when corruption of data etc. occurs, the reset procedure may automatically be initiated upon pressing of the RESET switch or the **[ON/OFF]** key. When this occurs, the message 'Bereit!' will be displayed, followed by the LCD contrast screen. Follow the instructions on the LCD contrast, as well as to set the key sound on/off configuration.

## Specifications

<b>Model:</b>	PW-E310
<b>Product name:</b>	Electronic Dictionary
<b>Display:</b>	159 × 80 dot matrix LCD
<b>Number of entries:</b>	<ul style="list-style-type: none"><li>• Duden-Oxford – Großwörterbuch Englisch: Approx. 300,000 glossary words/idioms and approx. 470,000 translations.</li><li>• New Oxford Thesaurus of English: Approx. 600,000 alternative and opposite words.</li></ul>
<b>Calculator function:</b>	12-digit calculation of addition, subtraction, multiplication, division, percentage, memory calculation, etc.
<b>Converter function:</b>	12-digit conversion of currency and measurement
<b>Power consumption:</b>	0.11 W
<b>Operating temperature:</b>	0°C - 40°C (32°F - 104°F)
<b>Power supply:</b>	1.5 V ∴ (DC): Alkaline battery LR03 (size "AAA") × 1
<b>Battery life:</b>	Approx. 200 hours If data is continuously displayed at 25°C (77°F)
	Note: May vary according to various usage conditions
<b>Weight (including battery):</b>	Approx. 148 g (0.33 lb)
<b>Dimensions (when closed):</b>	125 mm (W) × 79.4 mm (D) × 16.8 mm (H) 4-29/32" (W) × 3-1/8" (D) × 21/32" (H)
<b>Accessories:</b>	Alkaline battery LR03 (size "AAA") × 1, operation manual